

①



ITEM	DESCRIPTION	WEIGHT	PART NO.
------	-------------	--------	----------

SQUARE BASE ASSEMBLY:

①	Aluminum	22.5 lbs.	PB-5335
	Aluminum, Heat Treated	22.5 lbs.	PB-5336
②	Alum w/ Steel Coupling	23.5 lbs.	PB-5341
③	Alum w/ Slip Fit	22.5 lbs.	PB-5339
④	Iron	76.0 lbs.	PB-5308

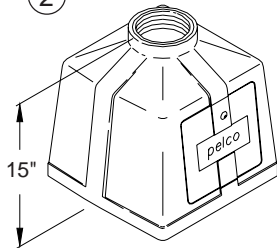
OCTAGONAL BASE ASSEMBLY:

⑤	Alum w/ Alum door	25.0 lbs.	PB-5349
⑥	Alum w/ Steel Coupling and Alum Door	27.0 lbs.	PB-5351
⑦	Alum w/ Slip Fit and Alum Door	25.0 lbs.	PB-5350
⑧	Iron w/ Iron door	78.0 lbs.	PB-5310

Notes:

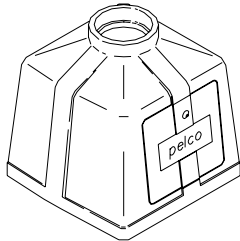
1. AASHTO Certified Square Aluminum Base: All Aluminum square bases above are available with AASHTO Certifications and FHWA approval. Please specify by adding the Certification Part No. C-1001 in addition to the base part number.
2. All assemblies are supplied standard with stainless fasteners.
3. Please specify options when ordering.

②



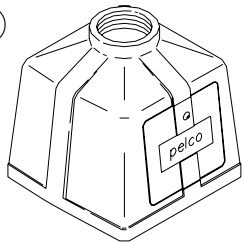
ITEM 1 & 2 OPTIONS
DOOR: Alum, Plastic, or Blank Plastic
SETSCREWS IN COLLAR: (1) 3/8" Hex Hd Bolt (3) 3/8" Soc Hd Setscrews
GROUNDING LUG
PAINT

③

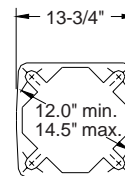


OPTIONS
DOOR: Alum, Plastic, or Blank Plastic
GROUNDING LUG
PAINT

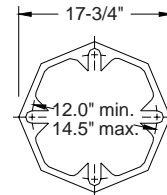
④



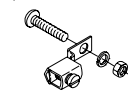
OPTIONS
SETSCREWS IN COLLAR: (1) 3/8" Hex Hd Bolt (3) 3/8" Soc Hd Setscrews
GROUNDING LUG
GALVANIZE
PAINT



Square Base

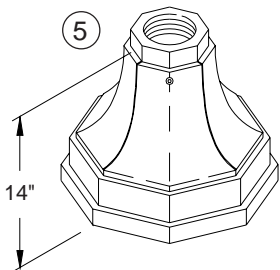


Octagonal Base



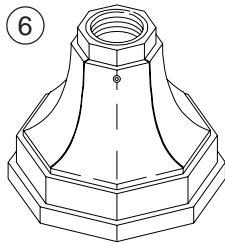
Grounding Lug

⑤

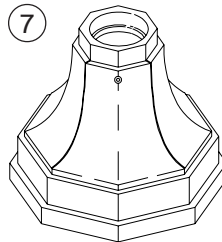


ITEM 5 & 6 OPTIONS
SETSCREWS IN COLLAR: (1) 3/8" Hex Hd Bolt (3) 3/8" Soc Hd Setscrews
GROUNDING LUG
PAINT

⑥

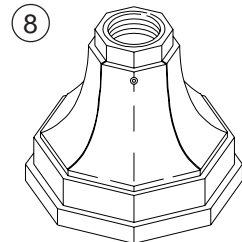


⑦

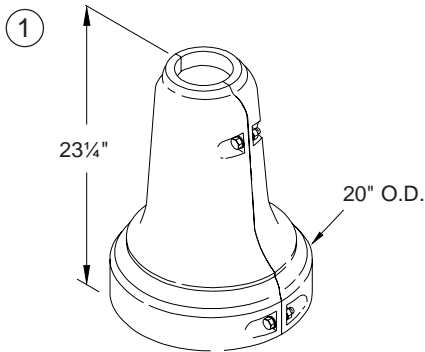


OPTIONS
GROUNDING LUG
PAINT

⑧



OPTIONS
SETSCREWS IN COLLAR: (1) 3/8" Hex Hd Bolt (3) 3/8" Soc Hd Setscrews
GROUNDING LUG
GALVANIZE
PAINT



High Density Crosslinkable Polyethylene Pedestal Pole Base for 4 1/2" O.D. poles. Complete with all hardware. No anchor bolts required.

ITEM	DESCRIPTION	WEIGHT	PART NO.
①	2-PIECE BASE, Plastic	8.0 lbs	PB-5303
②	2-PIECE REDUCER, Aluminum		PB-5328
③	2-PIECE BASE, Aluminum	8.0 lbs	PB-5302
④	FLANGE BASE, Galvanized Iron	25.5 lbs	PB-5304
⑤	FLANGE BASE, Aluminum	3.8 lbs	PB-5317
⑥	ANCHOR BOLT SET OF 3, 3/4"-10 (Includes 3 Bolts, 6 Washers and 6 Nuts)	8.6 lbs	PB-5305
⑦	ANCHOR BOLT SET OF 4, 3/4"-10 (Includes 4 each: Bolts, Washers and Nuts)		PB-5306
⑧	ANCHOR BOLT CAGE, 13" B.C 3/4"-10 x 18", w/ 36" Rebar & Hardware		AP-1095-36
⑨	SHIM, Steel 1/16" x 2" x 2"		PB-0602
	1/8" x 2" x 2"		PB-0603

